

LINTERNA-K

Linterna-K is a linear LED fixture with a parabolic batwing louver for use in climate ceilings. The light distribution ensures optimal uniformity at large fixture spacings up to 3 meters.

- Batwing louver design enables large fixture spacings while maintaining good uniformity
- Louvers matte or gloss anodized or UGR < 19 for office use
- C-hook mounting enables easy installation

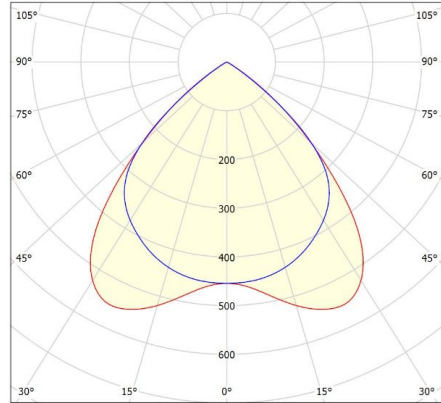
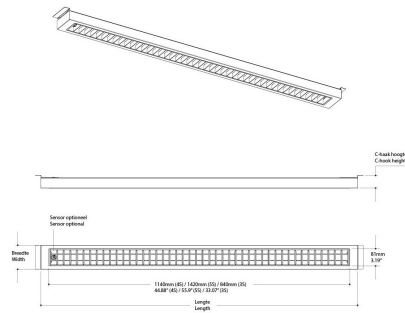

Downloads

[Photometrics Linterna](#)

Categories: [Climate ceiling fixtures](#)



PRODUCT IMAGES



f-waardering volgens UGR

| p Plafond | 70 | 70 | 50 | 50 | 30 | 70 | 70 | 50 | 50 | 30 | |
|----------------|-------------------|------|------|------|------|-------------------|------|------|------|------|------|
| p Muren | 50 | 30 | 50 | 30 | 30 | 50 | 30 | 50 | 30 | 30 | |
| p Vloer | 20 | 20 | 20 | 20 | 20 | 20 | 20 | 20 | 20 | 20 | |
| Ruimteafmeting | Perspectief dwars | | | | | Perspectief langs | | | | | |
| X | L.v.v. lampen | | | | | L.v.v. lampen | | | | | |
| Y | | | | | | | | | | | |
| 2H | 2H | 19.2 | 20.1 | 19.4 | 20.3 | 20.5 | 18.8 | 19.8 | 19.1 | 20.0 | 20.2 |
| 3H | 3H | 19.0 | 19.9 | 19.3 | 20.1 | 20.4 | 18.7 | 19.5 | 19.0 | 19.8 | 20.0 |
| 4H | 4H | 18.9 | 19.7 | 19.3 | 20.0 | 20.3 | 18.6 | 19.4 | 18.9 | 19.6 | 19.9 |
| 6H | 6H | 18.9 | 19.6 | 19.2 | 19.9 | 20.2 | 18.5 | 19.2 | 18.9 | 19.5 | 19.8 |
| 8H | 8H | 18.8 | 19.5 | 19.2 | 19.8 | 20.1 | 18.5 | 19.2 | 18.8 | 19.5 | 19.8 |
| 12H | 12H | 18.8 | 19.5 | 19.2 | 19.8 | 20.1 | 18.4 | 19.1 | 18.8 | 19.4 | 19.7 |
| 4H | 2H | 19.0 | 19.8 | 19.3 | 20.1 | 20.4 | 18.7 | 19.5 | 19.0 | 19.7 | 20.0 |
| 3H | 3H | 18.9 | 19.6 | 19.3 | 19.9 | 20.2 | 18.5 | 19.2 | 18.9 | 19.5 | 19.8 |
| 4H | 4H | 18.8 | 19.4 | 19.2 | 19.7 | 20.1 | 18.5 | 19.0 | 18.9 | 19.4 | 19.7 |
| 6H | 6H | 18.8 | 19.2 | 19.2 | 19.6 | 20.0 | 18.4 | 18.9 | 18.8 | 19.3 | 19.6 |
| 8H | 8H | 18.7 | 19.2 | 19.1 | 19.5 | 19.9 | 18.4 | 18.8 | 18.8 | 19.2 | 19.6 |
| 12H | 12H | 18.7 | 19.1 | 19.1 | 19.5 | 19.9 | 18.3 | 18.7 | 18.8 | 19.1 | 19.5 |
| 8H | 4H | 18.7 | 19.2 | 19.1 | 19.5 | 19.9 | 18.4 | 18.8 | 18.8 | 19.2 | 19.6 |
| 6H | 6H | 18.6 | 19.0 | 19.1 | 19.4 | 19.9 | 18.3 | 18.6 | 18.7 | 19.1 | 19.5 |
| 8H | 8H | 18.6 | 18.9 | 19.1 | 19.3 | 19.8 | 18.2 | 18.5 | 18.7 | 19.0 | 19.5 |
| 12H | 12H | 18.5 | 18.8 | 19.0 | 19.3 | 19.8 | 18.2 | 18.5 | 18.7 | 18.9 | 19.4 |
| 12H | 4H | 18.7 | 19.1 | 19.1 | 19.5 | 19.9 | 18.3 | 18.7 | 18.8 | 19.1 | 19.5 |
| 6H | 6H | 18.6 | 18.9 | 19.1 | 19.3 | 19.8 | 18.2 | 18.5 | 18.7 | 19.0 | 19.5 |
| 8H | 8H | 18.5 | 18.8 | 19.0 | 19.3 | 19.8 | 18.2 | 18.5 | 18.7 | 18.9 | 19.4 |


Variatie op waarnemingspositie voor langetandsten 5

| | | |
|----------|--------------|--------------|
| S = 1.0H | +1.7 / -4.8 | +2.3 / -5.6 |
| S = 1.5H | +3.2 / -14.9 | +3.5 / -16.3 |
| S = 2.0H | +5.2 / -19.8 | +5.3 / -21.0 |

Standaardstebel BK00

Correctie-stebel 0.6

Gecorrigeerde verblindingindicatie in relatie tot 3718lm Totale lichtstroom





Linterna-K is a linear LED fixture with a parabolic batwing louver for use in climate ceilings. The light distribution ensures optimal uniformity at large fixture spacings up to 3 meters.

- Batwing louver design enables large fixture spacings while maintaining good uniformity
- Louvers matte or gloss anodized or $UGR < 19$ for office use
- C-hook mounting enables easy installation

Downloads

[Photometrics Linterna](#)

NOTES

ADDITIONAL INFORMATION

Product family

Linterna

Application

Hospitality, Office, Public spaces, Retail

