



LINTERNA-B


A linear luminaire with a parabolic batwing louver for use in climate and metal ceilings.

- Batwing louver design enables large fixture spacings while maintaining good uniformity
- Louvers matte or gloss anodized or UGR < 19 for office use
- Bandraster mounting allows for easy installation

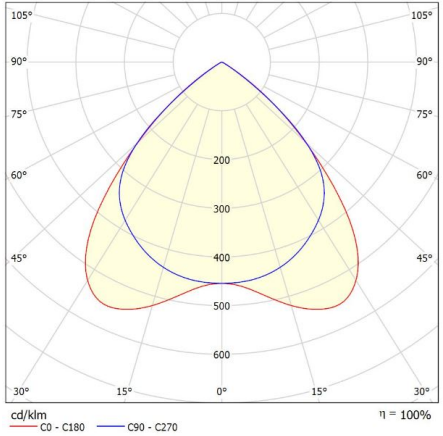
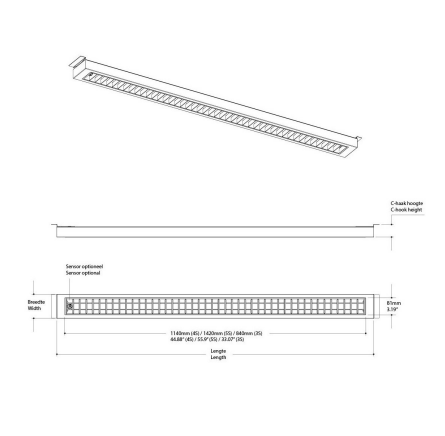

Downloads

[Photometrics Linterna](#)

Categories: [Strip grid fixtures](#)



PRODUCT IMAGES



f-waardering volgens UGR											
p Plafond		70	70	50	50	30	70	70	50	50	30
p Muren		50	30	30	20	20	30	50	30	30	20
p Vloer		20	20	20	20	20	20	20	20	20	20
Ruimteafmeting		Perspectief dwars t.o.v. lampen					Perspectief langs t.o.v. lampen				
X	Y										
2H	2H	19.2	20.1	19.4	20.3	20.5	18.8	19.8	19.1	20.0	20.2
	3H	19.0	19.9	19.3	20.1	20.4	18.7	19.5	19.0	19.8	20.0
	4H	18.9	19.7	19.3	20.0	20.3	18.6	19.4	18.9	19.6	19.9
	6H	18.9	19.6	19.2	19.9	20.2	18.5	19.2	18.9	19.5	19.8
	8H	18.8	19.5	19.2	19.8	20.1	18.5	19.2	18.8	19.5	19.8
4H	12H	18.8	19.5	19.2	19.8	20.1	18.4	19.1	18.8	19.4	19.7
	2H	19.0	19.8	19.3	20.1	20.4	18.7	19.5	19.0	19.7	20.0
	3H	18.9	19.6	19.3	19.9	20.2	18.5	19.2	18.9	19.5	19.8
	4H	18.8	19.4	19.2	19.7	20.1	18.5	19.0	18.9	19.4	19.7
	6H	18.8	19.2	19.2	19.6	20.0	18.4	18.9	18.8	19.3	19.6
6H	10H	18.7	19.2	19.1	19.5	19.9	18.4	18.8	18.8	19.2	19.6
	12H	18.7	19.1	19.1	19.5	19.9	18.3	18.7	18.8	19.1	19.5
	8H	18.7	19.2	19.1	19.5	19.9	18.4	18.8	18.8	19.2	19.6
	6H	18.6	19.0	19.1	19.4	19.9	18.3	18.6	18.7	19.1	19.5
	8H	18.6	18.9	19.1	19.3	19.8	18.2	18.5	18.7	19.0	19.5
12H	18H	18.5	18.8	19.0	19.3	19.8	18.2	18.5	18.7	18.9	19.4
	4H	18.7	19.1	19.1	19.5	19.9	18.3	18.7	18.8	19.1	19.5
	6H	18.6	18.9	19.1	19.3	19.8	18.2	18.5	18.7	19.0	19.5
	8H	18.5	18.8	19.0	19.3	19.8	18.2	18.5	18.7	18.9	19.4
	12H	18.5	18.8	19.0	19.3	19.8	18.2	18.5	18.7	18.9	19.4
Variatie op waarnemingspositie voor lampstanden S											
S = 1.0H		+1.7 / -4.8					+2.3 / -5.6				
S = 1.5H		+3.2 / -14.9					+3.5 / -16.3				
S = 2.0H		+5.2 / -19.8					+5.3 / -21.0				
Standaardafmeting		BK00					BK00				
Correctie-optimal		0.6					0.2				
Geconserveerde verbindingsindicatie in relatie tot 3718lm Totale lichtstroom											





A linear luminaire with a parabolic batwing louver for use in climate and metal ceilings.

- Batwing louver design enables large fixture spacings while maintaining good uniformity
- Louvers matte or gloss anodized or UGR < 19 for office use
- Bandraster mounting allows for easy installation

Downloads

[Photometrics Linterna](#)

NOTES

ADDITIONAL INFORMATION

Driver positie	Attached to the fixture, Loose driver
Light control	1-10V dimming, Casambi dimming, DALI dimming
Material	Steel
Producttoepassing	Education, Hospitality, Office, Public spaces
Oriëntatie	Down
Shape	Rectangular
Isolatieklasse	Class II
Kleurtemperatuur	Tunable White, 2700K
Kleurconsistentie (SDCM)	SDCM=3
Ambient temperature	-20°C / +40°C
Primaire aansluitingen	BST 14i2, Europlug, On request, GST18i3, GST18i5 pastelblauw, On the driver
Productkleur	On request
Bevestiging	Recessed
Photobiological safety	IEC 62471: RG1 (low risc)
Emergency lighting	1 hour emergency power, Optional, Optional 1 hour autonomy self-test
Family	Linterna

