


LINTERNA-S

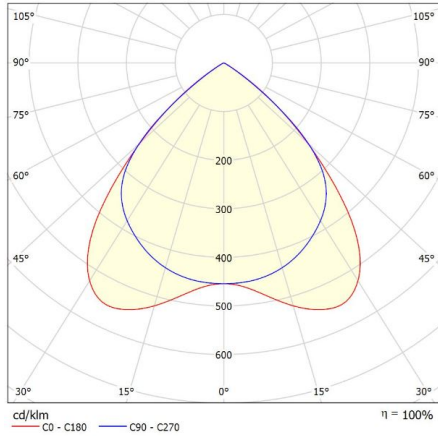
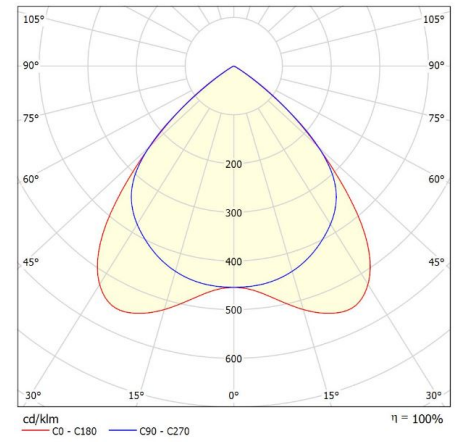
Lintera-S is a linear pendant luminaire with a parabolic louver.

- The parabolic batwing louver design allows for large distances between luminaires, while maintaining good uniformity.
- Matte or glossy anodized louver UGR < 19 for use in offices
- Includes a 3-meter power cord and suspension cables

Categories: [Pendant luminaires](#)



PRODUCT IMAGES



Linterna-S is a linear pendant luminaire with a parabolic louver.

- The parabolic batwing louver design allows for large distances between luminaires, while maintaining good uniformity.
- Matte or glossy anodized louver $UGR < 19$ for use in offices
- Includes a 3-meter power cord and suspension cables

NOTES

ADDITIONAL INFORMATION

Air extraction	N/A
Armaturefficiëntie	>140lm/W
Bevestiging	Recessed
CIE Flux code	93 100 100 100 100
Driver positie	Integrated
Energielabel	A++
Family	Linterna
Photobiological safety	IEC 62471: RG1 (low risc)
Glare (UGR)	<19
IP-class	IP20 (upwards)/IP40 (downwards)
Isolatieklasse	Class II, Class-I
Kleurconsistentie (SDCM)	SDCM=3
Kleurtemperatuur	Tunable White, 2700K, 3000K, 3500K, 4000K
Color Rendering Index (CRI)	CRI90, CRI80
Light control	1-10V dimming, Casambi dimming, DALI dimming, Optional
Luchtafzuiging	n.v.t.
Material	Steel
Emergency lighting	1 hour emergency power, Optional, Optional 1 hour autonomy self-test
Ambient temperature	-20°C / +40°C
Optics	Parabolic louver
Oriëntatie	Down, Up+Down
Packaging dimensions	Bulk packaging
Powerfactor	>9
Primaire aansluitingen	GST18i5 pastelblauw, Kabel, On the driver
Productkleur	On request
Producttoepassing	Education, Hospitality, Office, Public spaces
Self-adhesive dust cover	Optional
Verpakkingsafmetingen	Bulkverpakking
Verwachte levensduur	L90B50@60,000h (Tq 25°C)
Voltage / frequentie	220-240V, 50 / 60Hz

Shape	Rectangular
Zelfklevende stofkap	Optioneel

PHOTOMETRIC DATA

13.830C.115×920.3S Linterna-C 9W 1200lm 3000K CRI80 G8
13.830C.115×920.3S Linterna-C 10W 1400lm 3000K CRI80 G8
13.830C.115×920.3S Linterna-C 11W 1600lm 3000K CRI80 G8
13.830C.115×920.3S Linterna-C 13W 1800lm 3000K CRI80 G8
13.830C.115×920.3S Linterna-C 15W 2100lm 3000K CRI80 G8
13.830C.115×920.3S Linterna-C 21W 2800lm 3000K CRI80 G8
13.830C.115×920.3S Linterna-C 24W 3100lm 3000K CRI80 G8
13.830C.115×920.3S Linterna-C 28W 3600lm 3000K CRI80 G8

13.830C.115×1200.4S Linterna-C 13W 1700lm 3000K CRI80 G8
13.830C.115×1200.4S Linterna-C 14W 1800lm 3000K CRI80 G8
13.830C.115×1200.4S Linterna-C 15W 2000lm 3000K CRI80 G8
13.830C.115×1200.4S Linterna-C 18W 2300lm 3000K CRI80 G8
13.830C.115×1200.4S Linterna-C 21W 2600lm 3000K CRI80 G8
13.830C.115×1200.4S Linterna-C 28W 3400lm 3000K CRI80 G8
13.830C.115×1200.4S Linterna-C 32W 3900lm 3000K CRI80 G8
13.830C.115×1200.4S Linterna-C 38W 4500lm 3000K CRI80 G8

13.830C.115×1700.5S Linterna-C 16W 2100lm 3000K CRI80 G8
13.830C.115×1700.5S Linterna-C 17W 2300lm 3000K CRI80 G8
13.830C.115×1700.5S Linterna-C 19W 2500lm 3000K CRI80 G8
13.830C.115×1700.5S Linterna-C 22W 2900lm 3000K CRI80 G8
13.830C.115×1700.5S Linterna-C 26W 3300lm 3000K CRI80 G8
13.830C.115×1700.5S Linterna-C 27W 3400lm 3000K CRI80 G8
13.830C.115×1700.5S Linterna-C 31W 3900lm 3000K CRI80 G8
13.830C.115×1700.5S Linterna-C 37W 4500lm 3000K CRI80 G8

13.840C.115×920.3S Linterna-C 9W 1300lm 4000K CRI80 G8
13.840C.115×920.3S Linterna-C 10W 1400lm 4000K CRI80 G8
13.840C.115×920.3S Linterna-C 11W 1500lm 4000K CRI80 G8
13.840C.115×920.3S Linterna-C 13W 1800lm 4000K CRI80 G8
13.840C.115×920.3S Linterna-C 15W 2000lm 4000K CRI80 G8
13.840C.115×920.3S Linterna-C 21W 2600lm 4000K CRI80 G8
13.840C.115×920.3S Linterna-C 24W 2900lm 4000K CRI80 G8
13.840C.115×920.3S Linterna-C 28W 3400lm 4000K CRI80 G8

13.840C.115×1200.4S Linterna-C 13W 1800lm 4000K CRI80 G8
13.840C.115×1200.4S Linterna-C 14W 2000lm 4000K CRI80 G8
13.840C.115×1200.4S Linterna-C 15W 2100lm 4000K CRI80 G8
13.840C.115×1200.4S Linterna-C 18W 2500lm 4000K CRI80 G8
13.840C.115×1200.4S Linterna-C 21W 2800lm 4000K CRI80 G8

13.840C.115×1200.4S Linterna-C 28W 3700lm 4000K CRI80 G8
13.840C.115×1200.4S Linterna-C 32W 4200lm 4000K CRI80 G8
13.840C.115×1200.4S Linterna-C 38W 4800lm 4000K CRI80 G8

13.840C.115×1700.5S Linterna-C 15W 2100lm 4000K CRI80 G8
13.840C.115×1700.5S Linterna-C 17W 2300lm 4000K CRI80 G8
13.840C.115×1700.5S Linterna-C 19W 2500lm 4000K CRI80 G8
13.840C.115×1700.5S Linterna-C 22W 2900lm 4000K CRI80 G8
13.840C.115×1700.5S Linterna-C 26W 3300lm 4000K CRI80 G8
13.840C.115×1700.5S Linterna-C 28W 4300lm 4000K CRI80 G8
13.840C.115×1700.5S Linterna-C 32W 4900lm 4000K CRI80 G8
13.840C.115×1700.5S Linterna-C 38W 5700lm 4000K CRI80 G8

13.930C.115×920.3S Linterna-C 9W 1000lm 3000K CRI90 G8
13.930C.115×920.3S Linterna-C 10W 1100lm 3000K CRI90 G8
13.930C.115×920.3S Linterna-C 11W 1200lm 3000K CRI90 G8
13.930C.115×920.3S Linterna-C 13W 1400lm 3000K CRI90 G8
13.930C.115×920.3S Linterna-C 15W 1600lm 3000K CRI90 G8
13.930C.115×920.3S Linterna-C 21W 2100lm 3000K CRI90 G8
13.930C.115×920.3S Linterna-C 24W 2400lm 3000K CRI90 G8
13.930C.115×920.3S Linterna-C 28W 2700lm 3000K CRI90 G8

13.930C.115×1200.4S Linterna-C 13W 1400lm 3000K CRI90 G8
13.930C.115×1200.4S Linterna-C 14W 1500lm 3000K CRI90 G8
13.930C.115×1200.4S Linterna-C 15W 1600lm 3000K CRI90 G8
13.930C.115×1200.4S Linterna-C 18W 1900lm 3000K CRI90 G8
13.930C.115×1200.4S Linterna-C 21W 2100lm 3000K CRI90 G8
13.930C.115×1200.4S Linterna-C 28W 2800lm 3000K CRI90 G8
13.930C.115×1200.4S Linterna-C 32W 3200lm 3000K CRI90 G8
13.930C.115×1200.4S Linterna-C 38W 3700lm 3000K CRI90 G8

13.930C.115×1700.5S Linterna-C 13W 1400lm 3000K CRI90 G8
13.930C.115×1700.5S Linterna-C 14W 1500lm 3000K CRI90 G8
13.930C.115×1700.5S Linterna-C 15W 1600lm 3000K CRI90 G8
13.930C.115×1700.5S Linterna-C 18W 1900lm 3000K CRI90 G8
13.930C.115×1700.5S Linterna-C 20W 2200lm 3000K CRI90 G8
13.930C.115×1700.5S Linterna-C 27W 2800lm 3000K CRI90 G8
13.930C.115×1700.5S Linterna-C 31W 3200lm 3000K CRI90 G8
13.930C.115×1700.5S Linterna-C 37W 3700lm 3000K CRI90 G8

13.940C.115×920.3S Linterna-C 9W 1100lm 4000K CRI90 G8
13.940C.115×920.3S Linterna-C 10W 1200lm 4000K CRI90 G8
13.940C.115×920.3S Linterna-C 11W 1400lm 4000K CRI90 G8
13.940C.115×920.3S Linterna-C 13W 1600lm 4000K CRI90 G8

13.940C.115×920.3S Linterna-C 15W 1800lm 4000K CRI90 G8
13.940C.115×920.3S Linterna-C 21W 2400lm 4000K CRI90 G8
13.940C.115×920.3S Linterna-C 24W 2700lm 4000K CRI90 G8
13.940C.115×920.3S Linterna-C 28W 3100lm 4000K CRI90 G8

13.940C.115×1200.4S Linterna-C 13W 1500lm 4000K CRI90 G8
13.940C.115×1200.4S Linterna-C 14W 1700lm 4000K CRI90 G8
13.940C.115×1200.4S Linterna-C 15W 1800lm 4000K CRI90 G8
13.940C.115×1200.4S Linterna-C 18W 2100lm 4000K CRI90 G8
13.940C.115×1200.4S Linterna-C 21W 2400lm 4000K CRI90 G8
13.940C.115×1200.4S Linterna-C 28W 3100lm 4000K CRI90 G8
13.940C.115×1200.4S Linterna-C 32W 3600lm 4000K CRI90 G8
13.940C.115×1200.4S Linterna-C 38W 4100lm 4000K CRI90 G8

13.940C.115×1700.5S Linterna-C 13W 1500lm 4000K CRI90 G8
13.940C.115×1700.5S Linterna-C 14W 1700lm 4000K CRI90 G8
13.940C.115×1700.5S Linterna-C 15W 1800lm 4000K CRI90 G8
13.940C.115×1700.5S Linterna-C 18W 2100lm 4000K CRI90 G8
13.940C.115×1700.5S Linterna-C 20W 2400lm 4000K CRI90 G8
13.940C.115×1700.5S Linterna-C 27W 3200lm 4000K CRI90 G8
13.940C.115×1700.5S Linterna-C 31W 3600lm 4000K CRI90 G8
13.940C.115×1700.5S Linterna-C 37W 4200lm 4000K CRI90 G8

LDT / PHOTOMETRICS DOWNLOADS

LDT / Photometrics downloads

All downloads can be found centrally per family at
<https://atomis.nl/ldt-photometrics/>